


WOCHN L feet solar mounting system is designed for any type of trapezoid or corrugated metal sheet roof, this is the most popular and traditional solution for metal sheet roof, because of it's easy and fast installation. Connect rail to achieve the high wind load and snow loading. Side-mounted for quick mounting. It is more reliable and easier solar mounting system for pv-installation.




L feet

Item:WQ-AH-01




Universal

Suitable for all types trapezoid or corrugated metal sheet roof.



Easy Installation

Easy to mount on roof, only need one self drilling screw.




Flexibility

Super good kit to fix on WOCHN Standing Seam Clamps, height adjustable from 0 to 50 mm

Technical Data

Product name	L feet Mount system
Application	Trapezoidal, sandwich, corrugated Sheet
Inclination	Any roof inclination
Material	Aluminium 6005-T5
Color	Nature or Black
PV module	Framed or Unframed
Module size	Small and Big modules
Module direction	Portrait and Landscape
Design wind loading	Up to 60m/s
Design snow loading	Up to 1 metre
Roof height	Up to 20 metre
Design Standard	EN1991, AS1170, UL1703




Unit: mm


Quick Installation Guide




Step 1:
After confirming the position, put L Feet on metal sheet and fasten by self-drilling screw.



Step 2:
Install all L feet on metal sheet roof.



Step 3:
Connect L feet in rail system with the nut kits.



Step 4:
Fix solar modules with universal mid clamps and end clamps.