


Components



T-rail




Rail Splice



Mid Clamp



End Clamp



Rail nut kits



APAT leg

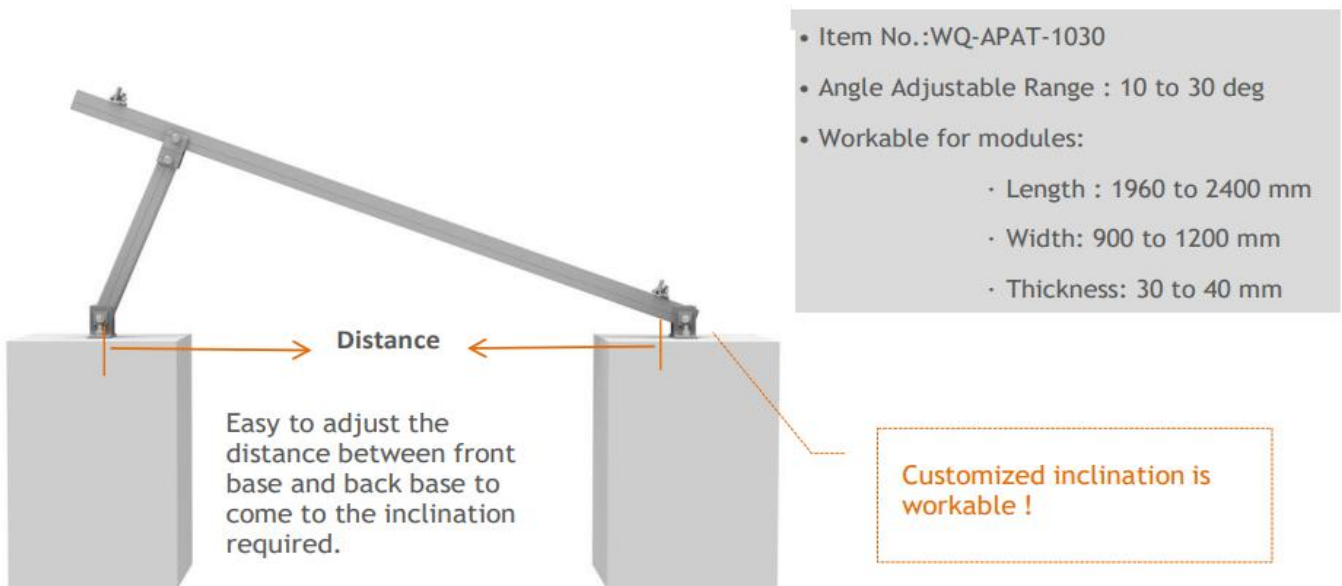


Expand bolt

Advantage

- Adjustable tilt angle from 10 to 30 degree, flexibility for different inclination
- Pre-assembled APAT legs for easy and quick to install
- Ballasted with concrete foundation or directly use on flat concrete roof
- Universal mid and end clamp for 30 to 40 mm thickness modules
- Flexibility for long or short rows arrays

Unique Feature



Technical Data

Product name	APAT Mount System
Application	Flat concrete roof
Inclination	Standard or customized
Material	Aluminum 6005 T5
Finish	Anodized clear, average 12um
PV module	Framed
Module size	Small and Big modules
Module orientation	Portrait
Module direction	South , North