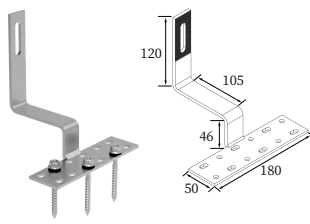


**1 fast side support way**  
T bolt fixed in rail  
Side adapter fixed in rail

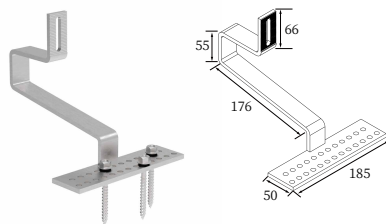
**2 Versatility**  
For any tile roof to choose  
For any direction to choose  
For any height to use

**3 Strong**  
Made by SUS 304  
Max wind load: 80m/s  
Max snow load: 3KN/M<sup>2</sup>

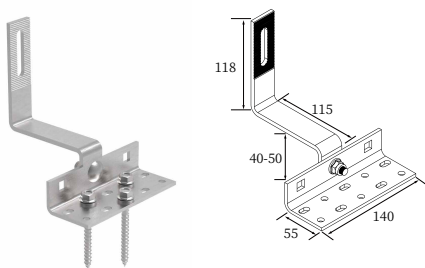
**Hooks**



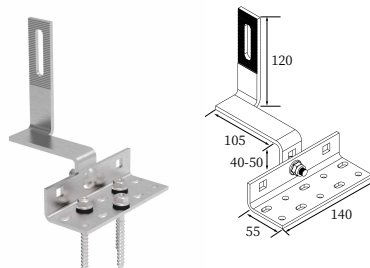
• **WQ-SH-01**  
Stainless hook 01#



• **WQ-SH-66**  
Stainless hook 66#




• **WQ-SH-19**  
Stainless hook 19#




• **WQ-SH-20**  
Stainless hook 20#

**Side Support Kits :**



• **WQ-TB20-0825**  
T bolt Fixed in Rail



• **WQ-T/CR-SA**  
Side adapter fixed in rail